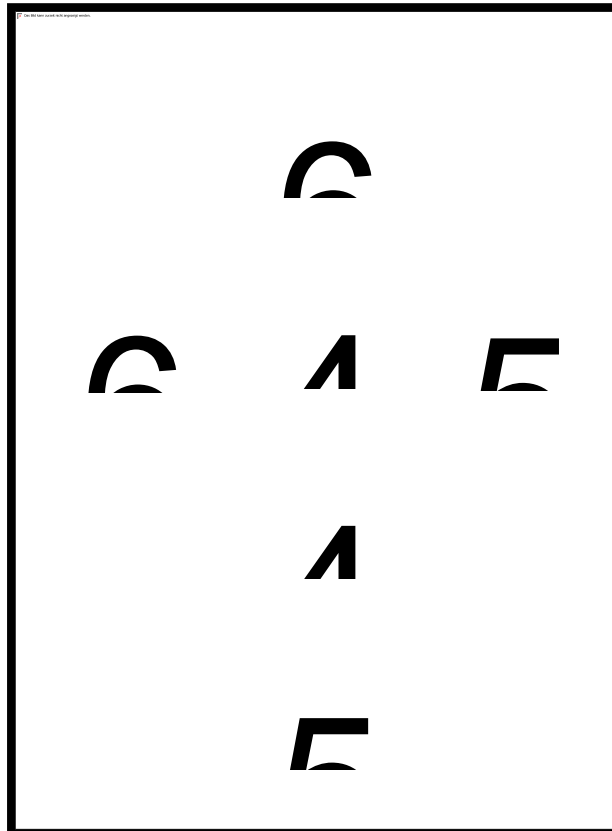
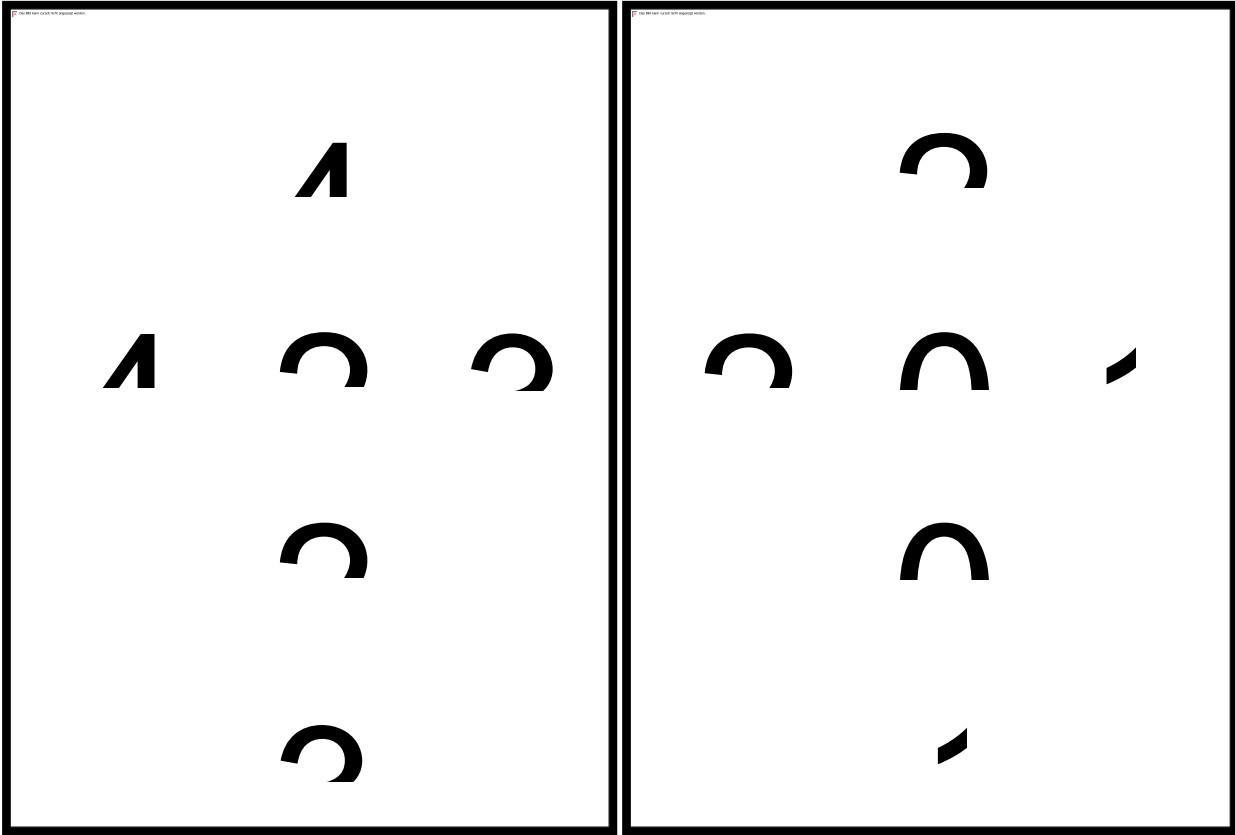





MODELO DOS DADOS PARA CADA GRUPO









PARA

FICHAS

| NOME DOS ALUNOS | 1ª RODADA  | 2ª RODADA  | 3ª RODADA  |
|-----------------|--|--|--|
| | | | |
| | | | |
| | | | |
| TOTAL | | | |

MARCAÇÃO DOS VALORES DOS DADOS

| NOME DOS ALUNOS | 1ª RODADA  | 2ª RODADA  | 3ª RODADA  |
|-----------------|--|--|--|
| | | | |
| | | | |
| | | | |
| TOTAL | | | |

| NOME DOS ALUNOS | 1 ^a RODADA  | 2 ^a RODADA  | 3 ^a RODADA  |
|-----------------------|---|---|---|
| | | | |
| | | | |
| | | | |
| TOTAL | | | |